

MAGNA/CURE®

Presensitized dual cure capillary film.

- Exceptional print quality & durability
- Excellent solvent and co-solvent based ink resistance
- Easy washout
- Wide exposure latitude



Magna/Cure® photopolymer dual cure capillary film from Chromaline has set a new standard in printing. Printers will appreciate its print quality and durability.

In addition to the normal benefits of a capillary film Magna/Cure provides these extra advantages:



Magna/Cure capillary films are recommended for screen makers demanding the very best in edge definition and durability with easy washout. Available in both rolls and custom cut sheets.

FILM	MESH COUNT	APPLICATION
Magna/Cure 13 (0.5 mil)	390 & finer (150 cm & finer)	Standard UV printing, halftones and delicate line work.
Magna/Cure 18 (0.7 mil)	390 & finer (150 cm & finer)	Standard UV printing, halftones and delicate line work.
Magna/Cure 25 (1 mil)	305 & finer (120 cm & finer)	Large dot halftones, fine graphics/decals, heavier deposit UV printing
Magna/Cure 30 (1.2 mil)	230 - 305 (90 - 120 cm)	Large dot halftones, fine graphics/decals, heavier deposit UV printing
Magna/Cure 38 (1.5 mil)	200 - 305 (81 - 120 cm)	General graphics printing, soft hand textile and halftones in textiles.
Magna/Cure 50 (2 mil)	200 & coarser (81 cm & coarser)	General textile printing, solder mask for circuit boards, specialty graphics
Magna/Cure 70 (2.8 mil)	110 & coarser (43 cm & coarser)	Puff ink in textiles, thick deposit specialty applications

MATERIALS

REQUIRED

Exposure unit
Washout sink
Clean work area

RECOMMENDED

Drying cabinet
Pressure washer
Chromaline Exposure
Calculator

SAFETY AND HANDLING

Read all labels and refer to MSDS for appropriate safety procedures.

STORAGE

Shelf life is 18 months when stored between 65°F and 75°F. Film degrades quickly when stored above 110°F.

CHEMICALS

REQUIRED

Chroma/Clean™
mesh degreaser
Chroma/Wet™
wetting agent
Chroma/Strip™
screen reclaimer

RECOMMENDED

Chroma/Haze™
haze remover
Chroma/Set™
stencil hardener
Chroma/Fill™
screen blackout

Pre-Sensitized Magna/Cure® films are light sensitive and should be opened only under yellow or subdued lighting. Chromaline recommends that unexposed film be stored in sealed original container in a cool, dry area.

Coated, unexposed screens can be stored as long as one month in a clean, cool, dry and completely dark area.



Chromaline Screen Print Products

4832 Grand Ave. • Duluth, Minnesota 55807 • Tel: 218-628-2217 • Fax: 218.628.3245
Web Site: www.chromaline.com • E-mail: sales@chromaline.com

MAGNA/CURE®



INSTRUCTIONS

THE ROLL-DOWN METHOD

of applying **Magna/Cure®** Capillary Film

DEGREASE

Using Chroma/Clean™ mesh degreaser, work up a lather on both sides of mesh. (Be sure to use only a high-quality mesh degreaser, such as Chroma/Clean™, designed specifically for this purpose.) Rinse thoroughly.




WET

Capillary films require a thoroughly wet screen. With the screen in a vertical position, paint Chroma/Wet™ wetting agent onto the print side of the screen. (Use a separate brush just for this step.) Wait a moment, then flood entire screen with a garden type hose.

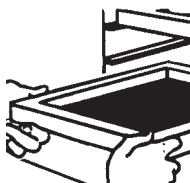
ROLL-DOWN

Pre-cut the film to size and with dry hands, touch the film edge to the top of the screen. Put slight pressure on the film roll to assure consistent contact with the mesh, and roll down evenly. When the film is in complete contact with the mesh, use a window squeegee to lightly squeegee off excess water from the squeegee side of the frame. Do not use squeegee to press the film into the mesh.




DRY

Thoroughly dry the screen in a dark area, then remove the carrier. You will know the film is dry when the carrier peels off easily. If the carrier makes any noise when being pulled off, or resists being pulled off, additional drying time is needed.



EXPOSE

With mylar carrier peeled off, place the emulsion side of the positive against the print side of the screen in an exposure frame. Run an exposure test to determine your correct exposure. [See guide at right.]



DEVELOP

Gently spray both sides of the screen with tepid water. Wait approximately 30 to 60 seconds, then wash the print side of the screen until the image is fully open. Rinse both sides thoroughly. Dry the screen completely, and you are ready to print.



RECLAIM

Apply Chroma/Strip™ screen reclaimer to both sides of screen. If using squirt applicator, scrub with a stiff nylon brush to ensure entire surface is wet and let it work for 30 to 60 seconds. Pressure wash out.



SCREEN PREPARATION (new mesh only)

Scrub Chroma/Brade™ mesh abrador/degreaser thoroughly into entire screen area on print side of new mesh. This mesh pre-treatment will degrease the mesh and roughen it slightly to improve capillary film adhesion.

EXPOSURE GUIDELINE

Exposure times were set for a 5KW Metal Halide unit at 40" from the frame. All screen mesh is 230 (90 cm) yellow. Chromaline recommends use of an exposure calculator for correct times for your equipment. These figures are only a guide.

Film Thickness	Time	mj/cm ²
Magna/Cure 13	25—40 sec.	135-224
Magna/Cure 18	30—48 sec.	165-283
Magna/Cure 25	40—60 sec.	224-379
Magna/Cure 38	60—85 sec.	379-520
Magna/Cure 50	110—120 sec.	678-749
Magna/Cure 70	140—170 sec.	860-1040

* Exposure times were determined using the Chromaline UV Minder Radiometer/Dosimeter and CHROMALINE EXPOSURE CALCULATOR.

AVOID FAILURE: Dual cure films have a wide exposure latitude. Underexposed stencils often appear acceptable, but premature breakdown can occur on the press. When determining exposure speed, **always overexpose your test stencil**, then reduce exposure time until acceptable image quality is achieved. This assures good durability.

For Technical Service
Call Toll Free 1-800-328-4261
Email: help@chromaline.com